

RELD200

4" Series - Concerto LED

Remodel Non-IC Housing

Project	
Notes	
Fixture Type	
Date	

SPECIFICATIONS

HOUSING DETAILS Galvanized steel and aluminum housing to optimize heat dissipation, of a thickness up to 18 gauge (0,051" / 1,3 mm).
Junction box can support up to 10 - 14 gauge wires or 8 - 12 gauge wires (90° wires).
Below-ceiling accessible.

MOUNTING **Cutout diameter: Ø 4-1/4" (108 mm)**
Requires a 7" (178 mm) clearance beyond the ceiling level.
Must be installed 3" (73 mm) from any insulating material.
Patented hook (PAT#CAN 2,088,648 and #USA 5,377,088) for ease of installation and a perfect fit to ceiling.
No light leakage.
Can fit ceilings up to 7/8" (22 mm) thick.

PERFORMANCE **Performance 1:** 1,500 lumens (16W)
Performance 2: 2,000 lumens (23W)

POWER **ELV:** 120V only
0-10V and PWM: Dual Voltage 120V / 277V

DIMMING 3 types of dimming offered:
• Electronic Low Voltage (ELV)
• 0-10V
• Lutron Hi-Lume A-Series LED Driver with Eco System Control / 3-wire (PWM)

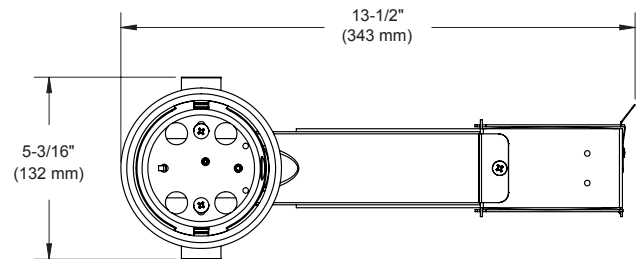
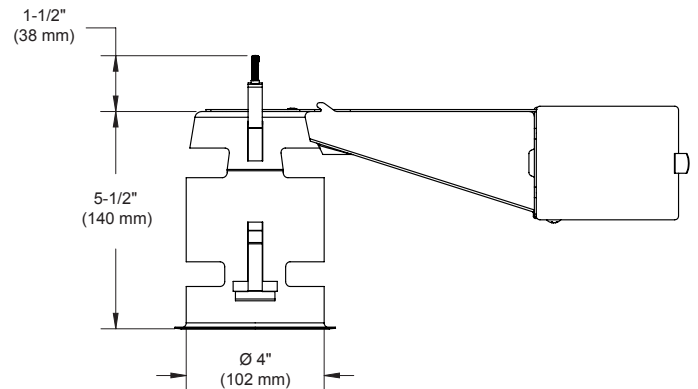
Due to constant evolution of dimmers we must test them regularly.
We invite you to consult frequently our Web site to find our dimmer compatibility list: www.contrastlighting.com

COMPATIBLE TRIMS	Performance 1		Performance 2	
	16W		23W	
	LD2A	LD2E	LD2A	LD2E
	LD2B	LD2F	LD2B	LD2F
	LD2C	LD2J	LD2C	LD2J
	LD2D	LD2K	LD2D	LD2K

THERMAL PROTECTION Performance 1: TC 149°F (65°C)
Performance 2: TC 176°F (80°C)

CERTIFICATION cULus **E343977** for damp and wet locations

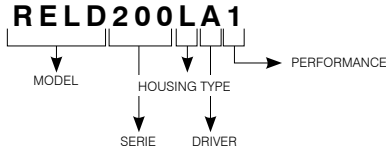
WARRANTY 5 years on LED driver.



RELD200

4" Series - Concerto LED

CODIFICATION EXAMPLE



ORDERING CODES

MODEL	SERIE	HOUSING TYPE	DRIVER	PERFORMANCE
RELD	200	L		
RELD Remodel Non-IC Housing	200 200 Series	L Long	*E ELV - 120V Only D 0-10V - Dual Voltage (120V / 277V) A Lutron Hi-Lume A-Series Eco System / 3-wire (PWM) Dual Voltage (120V / 277V)	1 16W 2 23W

***(E available only in Performance 2)**

Performance 1 and 2 housings are compatible with performance 2 trims.



CONTRASTE