

R3652

3-1/2" Series

Low Profile Regressed Trim with Pinhole Opening

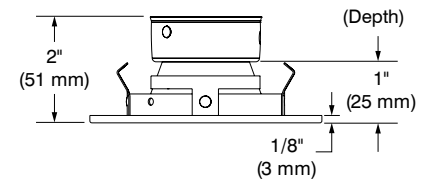
Project	
Notes	
Fixture Type	
Date	

SPECIFICATIONS

TRIM	Powder coat painted or plated die-formed steel. Different finishes available. Painted finishes available with Marine Grade option.									
LAMPS (maximum wattage)	GU10 LED 9.8W MR16 LED GU 5.3 11.5W PAR16 LED 8W	GU10 50W MR16 GU 5.3 20-50W								
	If you want to use the dimming option and you use a GU10 or PAR16 LED lamp, please refer regularly to the lamp manufacturer compatibility list. For MR16 LED lamp usage, please refer to the selected housing specification sheet (see compatible housing list below). *Use supplied glass lens only with un protected MR16 lamps.									
REFLECTORS	Standard: Anodized aluminum Options: <table border="0"> <tr> <td>Specular</td> <td>Painted</td> </tr> <tr> <td>Black (BK)</td> <td>White (-01)</td> </tr> <tr> <td>Clear (CL)</td> <td>Black (-02)</td> </tr> <tr> <td></td> <td>Matte White (-11)</td> </tr> </table>		Specular	Painted	Black (BK)	White (-01)	Clear (CL)	Black (-02)		Matte White (-11)
Specular	Painted									
Black (BK)	White (-01)									
Clear (CL)	Black (-02)									
	Matte White (-11)									
CEILING CUTOUT	Ø 3-5/8" (92 mm)									
CERTIFICATION	<ul style="list-style-type: none"> cULus E343977 for damp locations (for GU10, MR16 and PAR16 LED lamps) cULus E174023 for damp locations (for MR16, GU10 halogen lamps) 									
WARRANTY	1 year for standard finishes, 2 years on "Marine Grade" finishes.									

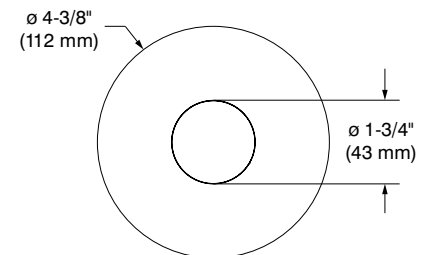


R3652-04BR-02 (illustrated)
(Lamp not included)



COMPATIBLE HOUSINGS

LED	IC Air Tight Remodel Housing	IC Air Tight New Construction Housing
	GU10 LED 9.8W IT3000T-LED MR16 LED GU 5.3 11.5W IT3000CE-LED IT3000E-LED PAR16 LED 8W CA3000-LED	GU10 LED 9.8W NW3000T-LED MR16 LED GU 5.3 11.5W NW3000CE-LED NW3000E-LED PAR16 LED 8W NW3000CA-LED



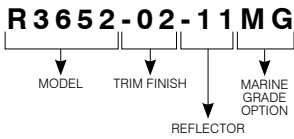
R3652

3-1/2" Series

COMPATIBLE HOUSINGS (CONT'D)

	Remodel Housing	New Construction Housing	Insulated Housing
HALOGENS	MR16 GU 5.3 50W IT3000LE IT3000LM	MR16 GU 5.3 37W NW3000CE NW3000CM MR16 GU 5.3 50W NW3000LE NW3000LM GU10 50W NW3000LT	MR16 GU 5.3 20W ISMR3000E20 ISMR3000M20 MR16 GU 5.3 35W ISMR3000E35 ISMR3000M

CODIFICATION EXAMPLE



ORDERING CODES

MODEL	TRIM FINISHES	REFLECTORS	MARINE GRADE
R3652			
R3652	<ul style="list-style-type: none"> -01 White -02 Black -03 24K Gold Plated -04 Chrome -04BR Brushed Chrome -05 Architectural Bronze -06 Antique Copper -11 Matte White -12BR Brushed Nickel -13 Satin Nickel -15 Metallic Grey 	<ul style="list-style-type: none"> ANODIZED Aluminum (standard) SPECULAR CL Clear BK Black PAINTED -01 White -02 Black -11 Matte White 	<ul style="list-style-type: none"> MG (optional) May be applied on finishes: -01, -02, -05, -06, -11 and -15

MARINE GRADE

2-year warranty on finish

This option increases the painted finishes resistance by reducing and delaying apparition and propagation of oxidation (ex: rust and others).

MARINE GRADE treatment is recommended for damp to wet locations.

Unless otherwise indicated, trims are for interior use. Also suitable for cold and exterior locations, as in soffits, where fixtures are not subject to direct rain or snow exposure.

WARNING – This option is not suitable for salt environments and/or highly corrosive areas such as soffits in coastal regions and natatoriums. Such usage would void warranty on the product.



CONTRASTE

2018-01
Revision 1

PRINTED IN CANADA

1009, rue du Parc Industriel
Lévis (Québec) G6Z 1C5 Canada
Tel.: 1-888-839-4624
Fax.: 1-877-839-7057
contrastelighting.com
info@contrastelighting.com

© 2018 Contraste Lighting M.L. Inc.
All rights reserved

Contrast Lighting M.L. Inc. reserves the right to make changes in specifications and/or to discontinue any product at any time without notice or obligation and will not be liable for any consequences resulting from the use of this publication.