

Stram and Stram Prismatic

LED Recessed Downlight

ARKOS LIGHT BY/PAR CONTRASTE

NOTE

Require a 4" (100 mm) minimum clearance inside the ceiling to ensure proper installation.

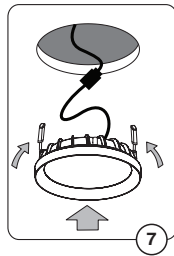
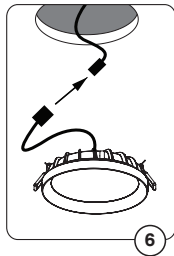
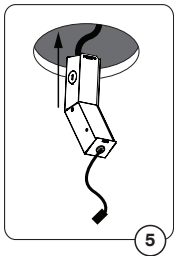
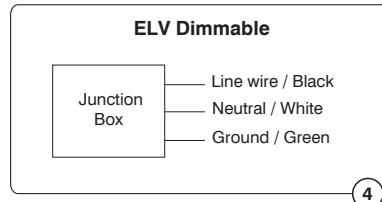
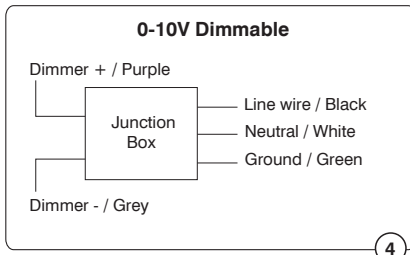
1. **SHUT OFF THE ELECTRICAL SUPPLY AT SOURCE**
 2. Bring the electrical wiring in the ceiling respecting local electrical codes.
 3. Cut a \varnothing 8-1/8" (205 mm) hole in the ceiling.
 4. Remove the junction box cover by pushing on the clip. Remove the appropriate knock-out(s) to accommodate your wiring. Connect the wires coming from the power supply to the junction box wires, and match the colors together (White/White, Black/Black, Green/Green).
 5. Insert the junction box in the ceiling leaving the connector accessible.
 6. Connect the fixture to the junction box with the quick-connect push-in terminals.
 7. Push spring-loaded clips on the fixture upwards and insert fixture base in the mounting hole. Release the clips and fixture will be pulled flush to the ceiling
- Note:** Can fit ceilings up to 1-1/4" (32 mm) thick.



STRAM (illustrated)



STRAMP (illustrated)



Please keep these instructions for future reference.

WARNING
The use of other company's (non-Contraste) products or components (e. g. trims) in conjunction with Contrast Lighting M.L. Inc. products may not be covered by UL approvals and could be hazardous. Such use automatically voids all Contrast Lighting M.L. Inc. warranty and responsibility of these products.

WARNING: RISK OF FIRE
Most dwellings built before 1985 have supply wires rated 60° C. Consult a qualified electrician before installing.

It is very important not to exceed the lamp's indicated wattage.



WARRANTY: CONTRAST LIGHTING M. L. INC. guarantees the components against manufacturing defects for a period of one (1) year, under normal use with proof of purchase. The obligation of the manufacturer consists in the cost of the components and does not cover the cost of labor and transport for replacement. For all claims, please contact your local supplier. See our Web site for additional warranty details.

CONTRASTE

1009, rue du Parc Industriel
Lévis (Québec) G6Z 1C5 Canada

Tel.: 1-888-839-4624
Fax.: 1-877-839-7057

contrastlighting.com
info@contrastlighting.com

© 2018 Contrast Lighting M.L. Inc.
All rights reserved

EC678 (Rev. A)
104089

Contrast Lighting M.L. Inc. reserves the right to make changes in specifications and/or to discontinue any product at any time without notice or obligation and will not be liable for any consequences resulting from the use of this publication.