



MULTI-AIM™ SPECIFICATION SHEET

MULTI-AIM 75W 1 LIGHT AR111 RECESSED NEW CONSTRUCTION

LAMPING: 1 x 75 watt max.

- Cat. No.: L-NW-111D-1E-** _____ - _____ - _____
- Cat. No.: L-NW-111D-1M-** _____ - _____ - _____

Type: _____

Project: _____

Fixture Description:

Recessed 1-light AR111, dual inner gimble ring adjustable lighting fixture. Housing interior, adjustable lamp assembly and ceiling trims available in satin silver, matte black, and matte white. Special order for other finishes, consult factory. Includes mounting brackets and bars.

Features:

- Adjustable flex** for tight spaces above ceiling.
- Integral dimmable transformer for each lamp.** Primary is 120V. Secondary is 11.5V. 277V also available. Features 'hands free' maintenance (access above ceiling not required). 3 year mfg. warranty on electronic and magnetic transformers. 347 availability - contact factory.
- Screw terminal connection.**
- Adjustable housing** for 'Mask and Mud' trimless application.
- Adjustable inner and outer gimble ring with aiming lock feature.** Outer Ring: 45° lateral tilt. Inner Ring: 40° longitudinal tilt. 360° horizontal adjustment. **Gimble ring color matches housing color.**
- Glass / Lens retaining ring.** Holds up to three lens accessories in place.
- Glass / Lens holder caps** allow convenient **front loading** and removal of beam accessories and AR111 lamp. Constructed of die cast aluminum and provides visual glare cutoff. Includes clear UV filtered lens.
- 16" suspension wire** holds socket compartment steady for easy below ceiling access.
- Junction box** is 16 gauge, 4-in, 4-out branch circuit wiring. UL listed for through branch wiring. Accessible below ceiling.
- Thermal protector** meets NEC, UL & cUL requirements.
- Adjustable thumb screws** allows vertical adjustment of socket compartment to accommodate ceilings up to 2" thick.
- Ceiling trim flange** is mounted to housing with torsion springs.
- Butterfly mounting brackets** vertically adjustable from outside of housing.
- Die formed fixture frame and housing** constructed of 18 gauge CRS, powder-coated baked enamel finish. Frame-in housing complete with 16 gauge j-box for 4-in, 4-out branch circuit wiring. Fully enclosed wiring compartment.

Notes

All galvanized steel construction available. Consult factory.

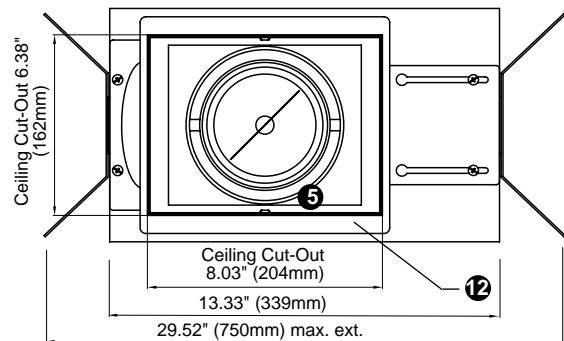
Labels

UL / cUL

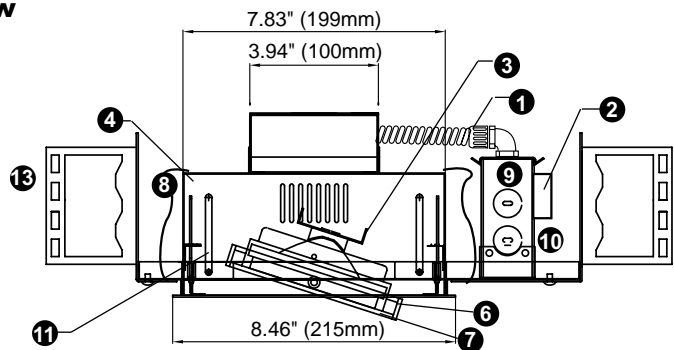
Suitable for damp location



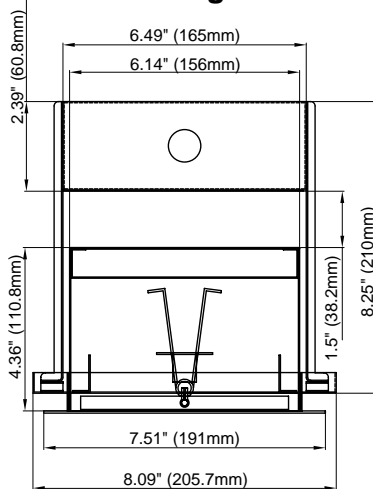
Bottom View



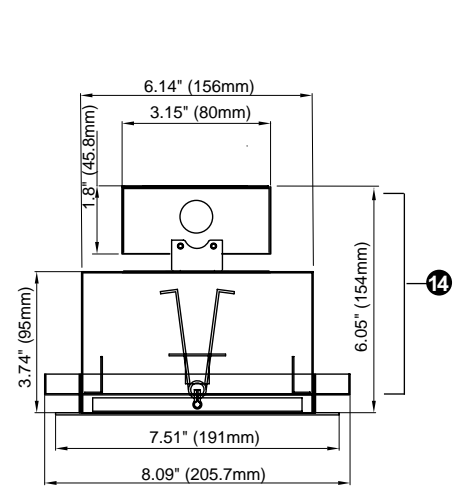
Side View



End View Magnetic



End View Electronic



Ordering Information - check appropriate boxes.

| Catalog No. | Transformer | Housing Finish | Trim Finish | Voltage | Options |
|---|--|--|--|--|--|
| <input checked="" type="checkbox"/> L-NW-111D-1 | <input type="checkbox"/> E (Electronic) <input type="checkbox"/> M (Magnetic) | <input type="checkbox"/> HB (Matte Black) <input type="checkbox"/> HW (Matte White) <input type="checkbox"/> HS (Satin Silver) <input type="checkbox"/> _____ | <input type="checkbox"/> TB (Matte Black) <input type="checkbox"/> TW (Matte White) <input type="checkbox"/> TS (Satin Silver) <input type="checkbox"/> _____ | <input type="checkbox"/> 120 (120V) <input type="checkbox"/> 277 (277V) | <input type="checkbox"/> _____ <input type="checkbox"/> _____ <input type="checkbox"/> _____ |

Example: L-NW-111D-1M-HB-TW-120-GS

We reserve the right to change specifications without notice.

©2004 Light in Design / Contrast Lighting.