


























**BOÎTIER DE TYPE "NON IC"
IT2000 CE**

	_____
	oui
VOLTAGE	120 VOLTS
	12 V 42W max.
	_____
	_____
	_____
	_____
	_____
	_____
	_____
	_____
	_____
	_____
	_____
	_____
	_____
	_____
	_____
	_____
	_____
	_____
	_____
	_____
	_____
	_____
	_____

