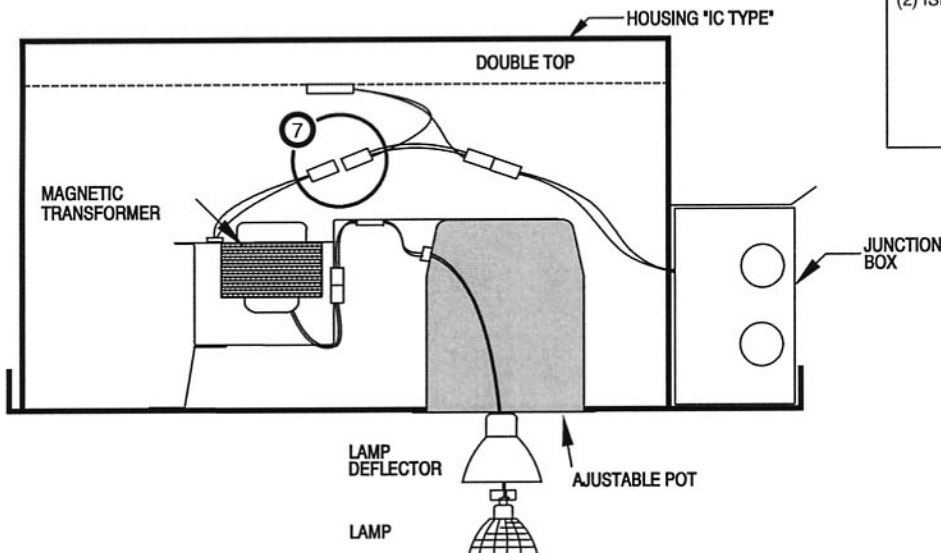
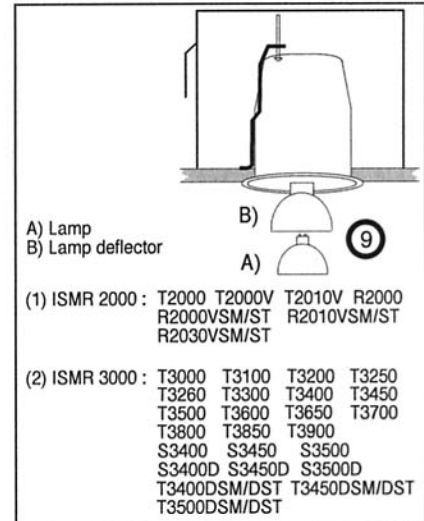
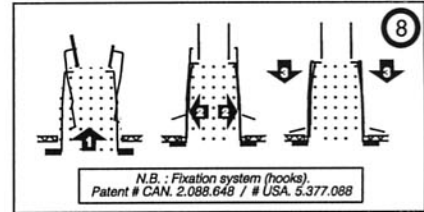


CONTRAST

LIGHTING M.L. INC.

INSTRUCTION FOR INSTALLING ISMR2000M & ISMR3000M SERIES FOR HOUSING "IC TYPE"

- 1- TURN OFF ELECTRIC CURRENT UNTIL COMPLETELY INSTALLED.
 - 2- Remove the pot from the Insulated Box for installation in step 8.
 - 3- Fasten mounting frame to wood joist (or other ceiling type) with adjustable mounting bars.
 - 4- Open junction box and wire to supply leads; connect ground wire and close box. **It is important to leave at least 10" of supply leads and ground wire inside the junction box.**
 - 5- Close the ceiling.
 - 6- Identify the position of the fixtures centered with the opening of the mounting frame; make openings on ceiling:
For model of serie **2000** cut a \varnothing 108 mm 4.250"
For model of serie **3000** cut a \varnothing 95 mm 3.750"
 - 7- Quick connect triple connector.
 - 8- Insert pot into mounting frame, fix brackets into slides located on both sides of pot, and secure fixture to ceiling with the two adjusting screws.
 - 9- Insert the lamp in the socket
Push the reflector on the lamp.
Fix lamp in trim
Fix trim to pot
- Option: vapour barriers and/or gaskets are available.
See your CONTRAST LIGHTING distributor*



IMPORTANT: The use of other company's (non-Contrast) products or components (ie trims) in conjunction with Contrast products may not be covered by UL and CSA approvals, and could be hazardous. Such use automatically voids all Contrast warranty and responsibility from any problems it may occur.

Please keep these instructions for maintenance reference
SUITABLE FOR DAMP LOCATIONS



Certified UL Standards .

ATTENTION

FOR INSTALL IN INSULATION

WARNING: «RISK OF FIRE»
Most dwellings built before 1985
have supply wires rated 60° C.
Consult a qualified Electrician before installing.

It is very important not to exceed the lamp wattage indicated.

N.B.: Fixation system (hooks)
Patent # CAN. 2.088.648 / # USA 5.377.088

WARRANTY : CONTRAST LIGHTING M.L. INC.

guarantees the transformer and components against manufacturing defects for a period of one (1) year, under normal use with proof of purchase. The obligation of the manufacturer consists in the cost of the transformer and components and does not cover the cost of labor and transport for replacement. For all claims, please contact your local supplier.

PRINTED IN CANADA
EC-111-09-05