
















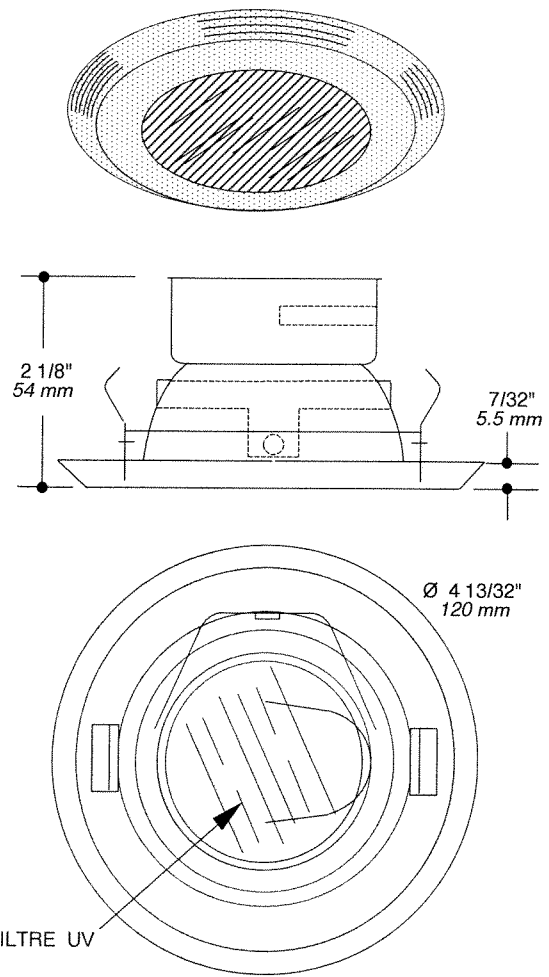
**SPECIFICATION SHEET**

3 1/2" LOW VOLTAGE MR16

**PROJECT No:**

**S3400 - BEVELED SHOWER DOWNLIGHT**

-  \_\_\_\_\_
  -  \_\_\_\_\_
  -  **yes (Wet location)**
  -  **MR16 20-50W**
  -  \_\_\_\_\_
  -  \_\_\_\_\_
  -  \_\_\_\_\_
  -  **NW3000CM / NW3000LM**
  -  **NW3000LE**
  -  \_\_\_\_\_
  -  **IT3000LE / IT3000LM**
  -  \_\_\_\_\_
  -  **ISMR3000E20 / ISMR3000M20**
  -  **ISMR3000E35 / ISMR3000M35**
  -  **ISMR3000M37 / ISMR3000M**
- E Electronic M Magnetic C Short L Long**



**NOTES:**  
 UNLESS OTHERWISE INDICATED,  
 ALL TRIMS SERIES ARE FOR INTERIOR USE ONLY.  
 STANDARD REFLECTOR : BRUSHED ALUMINIUM  
 Send with frosted lens Ø 73mm (Clear lens is available upon request)

**TRIM FINISH**

- |                             |                             |
|-----------------------------|-----------------------------|
| 01- WHITE                   | 07- ANTIQUE BRASS PLATED    |
| 02- BLACK                   | 08- ANTIQUE SILVER PLATED   |
| 03- 24K GOLD PLATED         | 09- MAHOGANY                |
| 04- CHROME PLATED           | 11- MATTE WHITE             |
| 04BR- BRUSHED CHROME PLATED | 12BR- BRUSHED NICKEL PLATED |
| 05- ARCHITECTURAL BRONZE    | 13- SATIN NICKEL PLATED     |
| 06- ANTIQUE COPPER          | 14- ALMOND                  |



**PROJECT**

Your Project: \_\_\_\_\_

Representative: \_\_\_\_\_