

SPECIFICATION SHEET

3 1/2" 3000 SERIES

S3400

BEVELED SHOWER TRIM

 **Wet Location** YES


 **MR16** 20-50W


 **GU/GZ-10** YES*


Reflector
 Standard : Anodized aluminum
 Available :


Anodized	Specular	Painted
Azur (AZ)	Black (BK)	White (-01)
Burnt orange (BO)	Champagne (CH)	Black (-02)
Cobalt blue (CB)	Clear (CL)	Matte White (-11)
Inca Gold (IG)		
Ruby (RU)		

 To order a white trim with the standard reflector :
S3400-01
 To order a white trim with an Azur smooth reflector :
S3400-01AZ
 Order your trim with a clear lens to see the reflector's color.

 **Insulated ceiling housing**
 ISMR3000E20, ISMR3000E35, ISMR3000M,
 ISMR3000M20, ISMR3000M35

 **New construction housing**
 NW3000CE, NW3000CM,
 NW3000LE, NW3000LM,
 NW3000LT*

 **Remodel housing**
 IT3000LE, IT3000LM, IT3000LT*

 **Lenses**
 Standard : Frosted lens
 Available : Clear lens (C), Frosted with clear center lens (FC).
 To order, place the lens code after the trim code.
 Ex. : S3400FC-01

COMPATIBLE HOUSINGS

50W GU-GZ/10	50W MR16	37W MR16	35W MR16	20W MR16
IT3000LT*	IT3000LE	NW3000CE	ISMR3000E35	ISMR3000E20
NW3000LT*	IT3000LM	NW3000CM	ISMR3000M	ISMR3000M20
	NW3000LE		ISMR3000M35	
	NW3000LM			

TRIM FINISHES

-01 WHITE	-04BR BRUSHED CHROME	-08 ANTIQUE SILVER
-02 BLACK	-05 ARCHITECTURAL BRONZE	-11 MATTE WHITE
-03 24K GOLD	-06 ANTIQUE COPPER	-12BR BRUSHED NICKEL
-04 CHROME	-07 ANTIQUE BRASS	-13 SATIN NICKEL
		-14 ALMOND

Unless otherwise indicated, trims are for **interior use only**. For exterior use and up to wet conditions, **MARINE GRADE** treatment is **recommended**. Available for finishes -01, -02, -05, -06, -11 and -14 only.

Project _____

Representative _____

