


SPECIFICATION SHEET

3 1/2" 3000 SERIES

REM-3000L

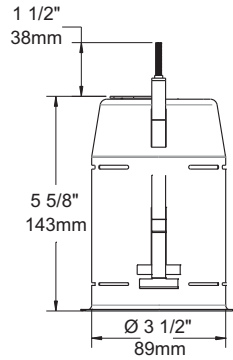
REM-T3000L
REM-J3000L
REM-TJ3000L

REMODEL LONG HOUSING FOR INSTALLATION WITH REMOTE TRANSFORMER

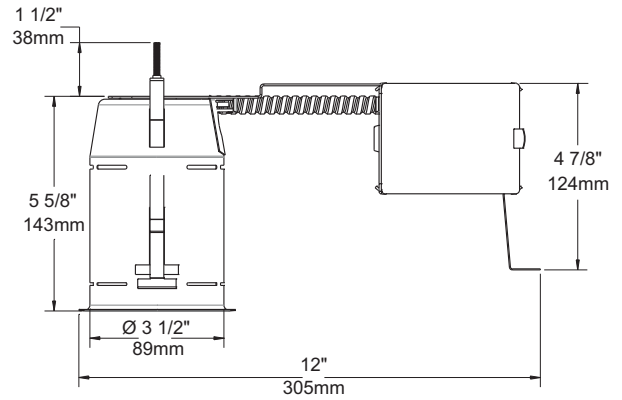
 **Ø 4 1/4" (108mm)**
OD CUT

REM-3000L
Housing with hooks and socket.
12V MR16 50W MAX.

REM-J3000L
Housing with hooks, socket and
junction box.
12V MR16 50W MAX.



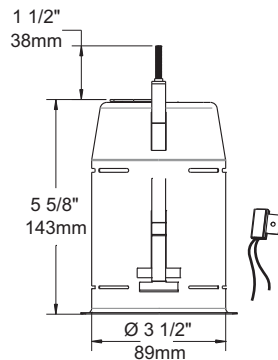
REM-3000L



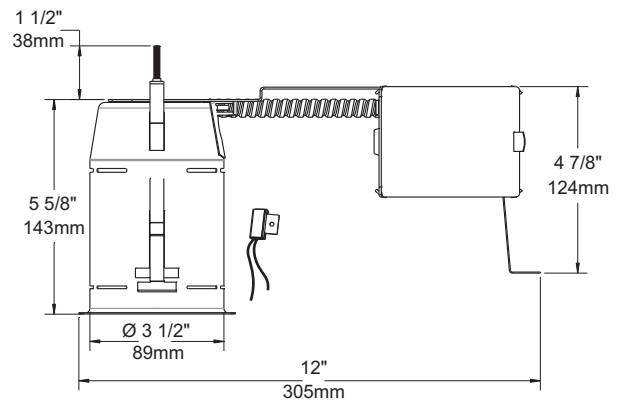
REM-J3000L

REM-T3000L
Housing with hooks, socket, and
thermal protection.
12V MR16 50W MAX.

REM-TJ3000L
Housing with hooks, socket,
junction box and thermal protection.
12V MR16 50W MAX.



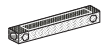
REM-T3000L



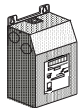
REM-TJ3000L



Contrast Remote Transformers



Electronic :
TRAE150R 150VA 120V - 12V
4 Year Limited Warranty



Magnetic :
TRAM150R 150VA 120V - 12V
TRAM3002R 300VA 120V - 2 X 150VA/12V, 1 X 300VA 24V
TRAM300R6 300VA 120V - 6 X 50VA/12V
TRAM6002R 600VA 120V - 2 X 300VA/12V, 1 X 600VA/24V
5 Year Limited Warranty

Maximum number of feet in run
to keep voltage drop under 3%

Wire gauge	Power		
	50W	100W	300W
14 gauge	14	7	-
12 gauge	21	10	4
10 gauge	34	16	5
8 gauge	54	26	9

Ex. : Using 12 gauge wire, with a total of 100 Watts, the fixtures may be located up to 10 feet from the remote transformer.

Important : To minimize voltage drop, transformer should be located as close as possible to fixture. Please consult opposite table.

These installations require field inspection for cULus certification

For more details, please consult the remote transformer specification sheet on our Website.

CONTRAST
LIGHTING

1009, rue du Parc Industriel, Saint-Jean-Chrysostome, Qc, CAN G6Z 1C5 Tel.: 1-888-839-4624 Fax : 1-877-839-7057
info@contrastlighting.com
www.contrastlighting.com

MARCH 2010