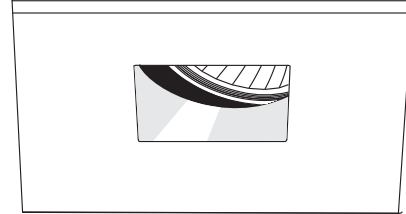











# SPECIFICATION SHEET

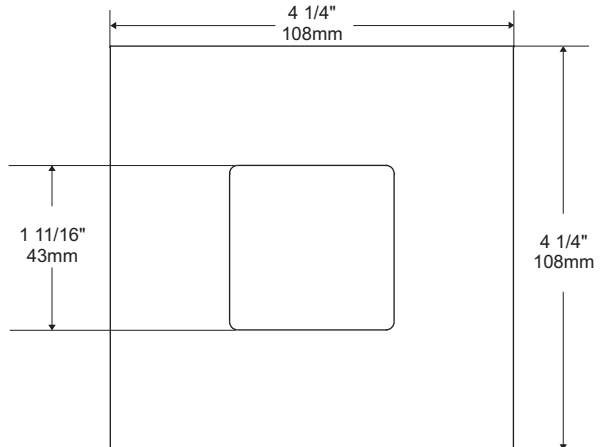
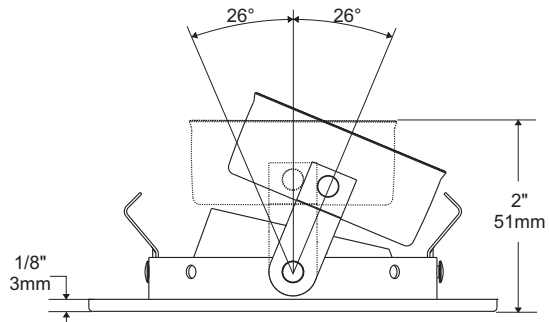
3 1/2" 3000 SERIES

# R3151W

SQUARE ADJUSTABLE WALL WASH TRIM WITH SQUARE PINHOLE OPENING



	<b>YES</b>		
<b>Damp Location</b>			
	<b>20-50W</b>		
<b>MR16</b>			
	<b>50W*</b>		
<b>GU/GZ-10</b>			
<b>Standard : Smooth polished anodized aluminum</b>			
Available :			
	<b>Anodized</b>		
	<b>Specular</b>		
	<b>Painted</b>		
	Azur (AZ)	Black (BK)	White (-01)
	Burnt orange (BO)	Champagne (CH)	Black (-02)
	Cobalt blue (CB)	Clear (CL)	Matte White (-11)
	Inca Gold (IG)		
	Ruby (RU)		
<b>Reflector</b>	To order a white trim with the standard reflector : <b>R3151W-01</b>		
	To order a white trim with an Azur smooth reflector : <b>R3151W-01AZ</b>		
	<b>Insulated ceiling housing</b> ISMR3000E20, ISMR3000E35, ISMR3000M, ISMR3000M20, ISMR3000M35		
	<b>New construction housing</b> NW3000CE, NW3000CM, NW3000LE, NW3000LM, NW3000LT*		
	<b>Remodel housing</b> IT3000LE, IT3000LM, IT3000LT*		



## COMPATIBLE HOUSINGS

50W GU-GZ/10	50W MR16	35W MR16	20W MR16
IT3000LT*	IT3000LE	ISMR3000E35	ISMR3000M
NW3000LT*	IT3000LM	ISMR3000M35	ISMR3000E20
	NW3000CE		ISMR3000M20
	NW3000CM		
	NW3000LE		
	NW3000LM		

## TRIM FINISHES

-01 WHITE	-04BR BRUSHED CHROME	-08 ANTIQUE SILVER
-02 BLACK	-05 ARCHITECTURAL BRONZE	-11 MATTE WHITE
-03 24K GOLD	-06 ANTIQUE COPPER	-12BR BRUSHED NICKEL
-04 CHROME	-07 ANTIQUE BRASS	-13 SATIN NICKEL
		-14 ALMOND

Unless otherwise indicated, trims are for interior use only. For exterior use and up to wet conditions, **MARINE GRADE** treatment is recommended. Available for finishes -01, -02, -05, -06, -11 and -14 only.



Project \_\_\_\_\_

Representative \_\_\_\_\_

**CONTRAST**  
L I G H T I N G

1009, rue du Parc Industriel, Saint-Jean-Chrysostome, Qc, CAN G6Z 1C5 Tel.: 1-888-839-4624 Fax : 1-877-839-7057  
info@contrastlighting.com  
www.contrastlighting.com

NOVEMBER 2010