




**SPECIFICATION SHEET**

**PROJECT No:**

CABINET Series ( 2 1/2" )

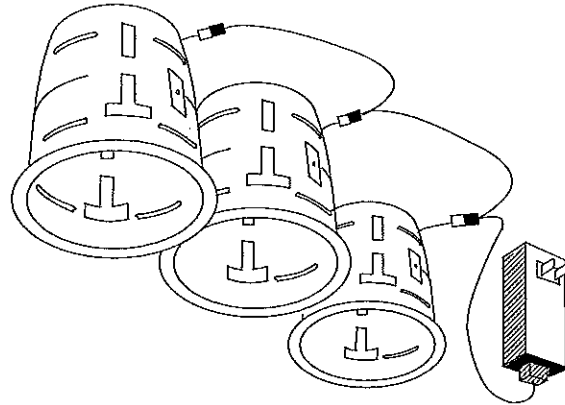
**PLUG-IN LIGHT FOR CABINET**

**CAB5000T**

-  2 1/2" (64 mm)
-  yes
-  MR11 12V - 3 x 20W max.



**CONVERTER : CLASS 2**  
**PRI . VOLT : 120 VAC**  
**SEC . VOLT : 11.6 VAC**  
**INPUT : 0.5 AMP**  
**OUTPUT : 60 VA 5 AMPS**  
**LEVEL 1 FREQUENCY > 20 KHZ**

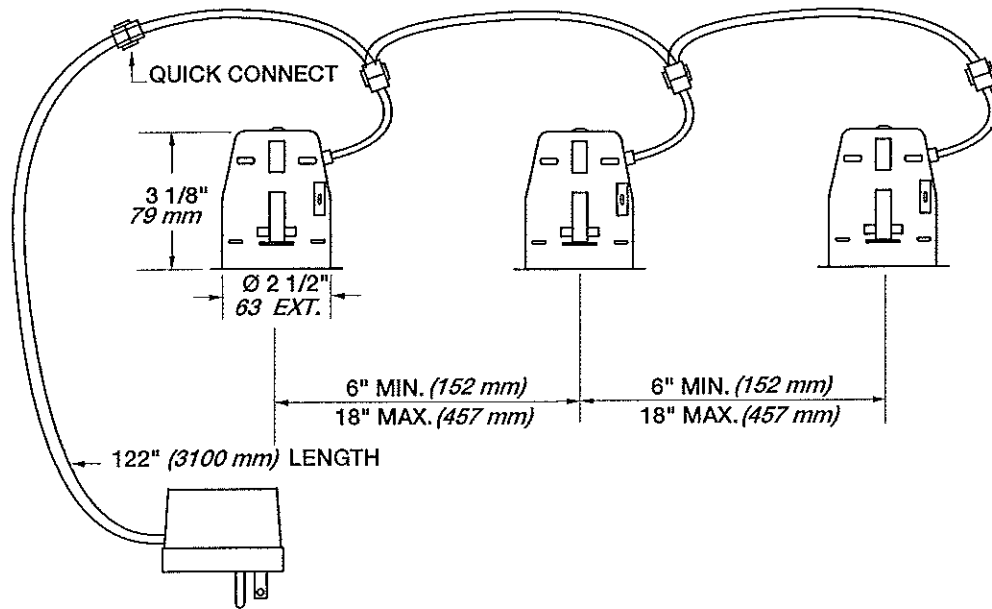


NOTES: ( for use with trims series T5000 )

2 1/2" "Non-IC" type double housing with  
 electronic converter (for areas w/o insulation)  
 Dia. 2 1/2", Height 3 1/8"



**OD Cut : 2 5/8" (67 mm)**



NOTES : UNLESS OTHERWISE INDICATED ALL CABINET SERIES ARE FOR INTERIOR USE ONLY

**PROJECT**

Your Project: \_\_\_\_\_

Representative: \_\_\_\_\_