





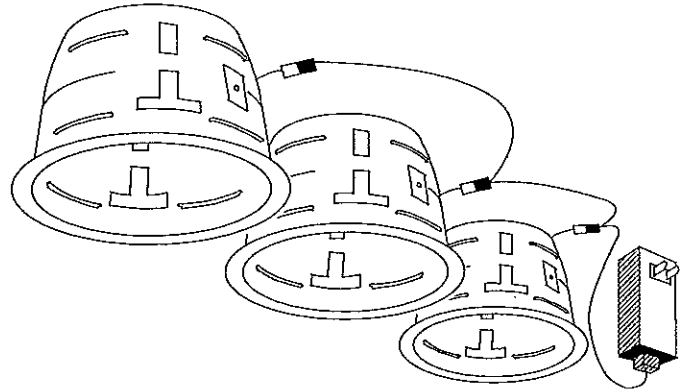
SPECIFICATION SHEET

PROJECT No:

CABINET Series (3 1/2") PLUG-IN LIGHT FOR CABINET CAB3000T


-  3 1/2" (89 mm)
-  yes
-  MR16 12V - 3 x 20W max.
- 

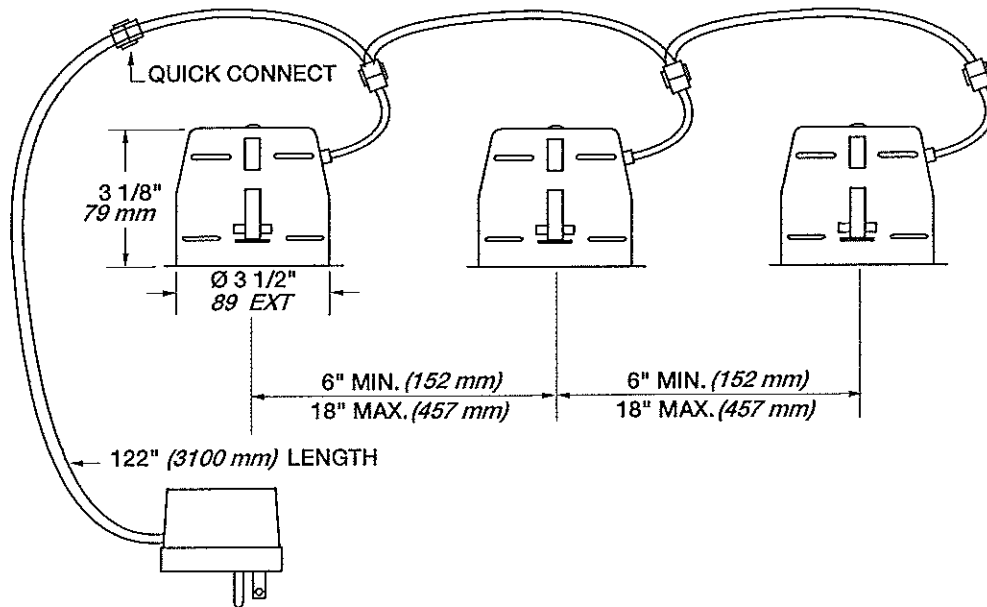
CONVERTER : CLASS 2
 PRI . VOLT : 120 VAC
 SEC . VOLT : 11.6 VAC
 INPUT : 0.5 AMP
 OUTPUT : 60 VA 5 AMPS
 LEVEL 1 FREQUENCY > 20 KHZ



NOTES: (for use with trims series T3000 et S3000)

3 1/2" "Non-IC" type double housing with electronic converter (for areas w/o insulation)
Dia. 3 1/2", Height 3 1/8"

 OD Cut : 3 5/8" (92 mm)



NOTES : UNLESS OTHERWISE INDICATED ALL CABINET SERIES ARE FOR INTERIOR USE ONLY

PROJECT

Your Project: _____

Representative: _____