

UR4K

4" Series Square Regressed Wall Wash Trim with Square Opening



Project _____

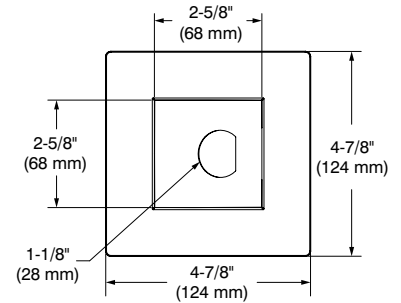
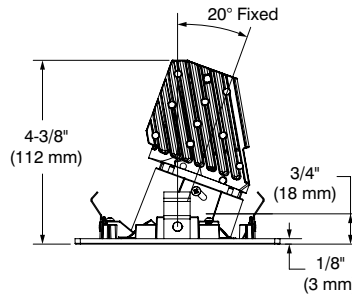
Notes _____

Fixture Type _____

Date _____



UR4KF-04BRAN (illustrated)



SPECIFICATIONS

LED MODULE

SOLID COLORS

Lumileds Luxeon CoB
 2,700K - CRI: 80+ and 90+
 3,000K - CRI: 80+ and 90+
 3,500K - CRI: 90+
 4,000K - CRI: 90+
 Lumens Maintenance:
 L₇₀ @ 50,000 hours
 Binning: 3 SDCM

LED MODULE (CONT'D)

WARM DIMMING (WD)

LED module mimicking the halogen lamp dimming conditions by lowering color temperature from 3,050K at full intensity down to 1,800K at low-end while ensuring 90+ CRI throughout the whole process.
 Lumens Maintenance:
 L₇₀ @ 50,000 hours
 Binning: 3 SDCM

DELIVERED LUMENS

Performance 1 (10W):
516 lumens @ 3,000K, 51.6 lms/W
Performance 2 (15W):
672 lumens @ 3,000K, 44.8 lms/W
Warm Dimming (15W):
329 lumens @ 3,000K, 21.9 lms/W

OPTIC SYSTEM*

Optical reflector available:
 Flood

Standard	
Flood (L)	67°

*** Average beam shown. Consult .ies files on our Website for more details.**

LENS

Frosted (std) **(F)** for uniform lighting distribution ensuring optimal results.

PAINTED REFLECTORS

Natural Anodized **(AN)**
 Matte White **(11)**
 Matte Black **(22)**
 (Suggested for an optimal result)

POWER SUPPLY

(Determined by the choice of housing)
 120V - 277V
 Several driver models available in two performances (10W and 15W) and in two dimming options (ELV and 0-10V).
 See housing specification sheets for more details.

HEAT SINK

High quality aluminum injected heat sink ensuring maximum heat dissipation.

TRIM

Powder coat painted or plated aluminum injected. 20° fixed tilt.

CEILING CUTOUT

ø 4-1/4" (108 mm)

UR4K

4" Series Square Regressed Wall Wash Trim with Square Opening



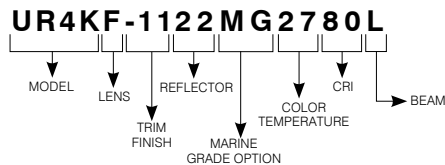
SPECIFICATIONS (CONT'D)

COMPATIBLE HOUSINGS

	Remodel Housings	New Construction Housings	IC Housings
Performance 1 10W Warm Dimming not compatible	IC and Air Tight REUR4-120D1 REUR4-120E1 REUR4-277D1	IC and Air Tight NWUR4-120D1 NWUR4-120E1 NWUR4-277D1 Emergency Driver Non-IC and Air Tight NWUR4-120D1-EM NWUR4-120E1-EM NWUR4-277D1-EM	Air Tight ISUR4-120D1 ISUR4-120E1 ISUR4-277D1 Chicago Plenum and Polyurethane Air Tight ISUR4-120D1P ISUR4-120E1P ISUR4-277D1P
Performance 2 15W MAX	Non-IC and Air Tight REUR4-120D2 REUR4-120E2 REUR4-120EB2 REUR4-2772 REUR4-277D2	Non-IC and Air Tight NWUR4-120D2 NWUR4-120E2 NWUR4-120EB2 NWUR4-2772 NWUR4-277D2 Emergency Driver Non-IC and Air Tight NWUR4-120D2-EM NWUR4-120E2-EM NWUR4-120EB2-EM NWUR4-2772-EM NWUR4-277D2-EM	Air Tight ISUR4-120D2 ISUR4-120E2 ISUR4-120EB2 ISUR4-2772 ISUR4-277D2 Chicago Plenum Air Tight ISUR4-120D2P ISUR4-120E2P ISUR4-120EB2P ISUR4-2772P ISUR4-277D2P

For dimming, please visit our Web site frequently to find our suggested compatible dimmers list:
www.contrastlighting.com

CODIFICATION EXAMPLE



ORDERING CODE

MODEL	LENS	TRIM FINISHES	REFLECTORS	MARINE GRADE	COLOR TEMPERATURES	CRI	BEAM
UR4K	F						L
UR4K	F Frosted (std)	-03SA Satin Gold -04BR Brushed Chrome -11 Matte White -12BR Brushed Nickel -13 Satin Nickel -22 Matte Black	PAINTED AN Natural Anodized 11 Matte White 22 Matte Black (Suggested for an optimal result) (Not available with -03SA finish)	MG (optional) May be applied on finishes: -11 and -22	27 2,700K (80+ and 90+ CRI) 30 3,000K (80+ and 90+ CRI) 35 3,500K (90+ CRI) 40 4,000K (90+ CRI) WD Warm Dimming (90+ CRI)	80 80+ 90 90+	L Flood (67°)

CERTIFICATION

cULus **E343977** for damp locations.

WARRANTY

1 year on components against manufacturing defects
 5 years on LED arrays and drivers

CONTRASTE

1009, rue du Parc Industriel
 Lévis (Québec) G6Z 1C5 Canada
 Tel.: 1-888-839-4624
 Fax.: 1-877-839-7057
 contrastlighting.com
 info@contrastlighting.com

© 2017 Contrast Lighting M.L. Inc.
 All rights reserved

Contrast Lighting M.L. Inc. reserves the right to make changes in specifications and/or to discontinue any product at any time without notice or obligation and will not be liable for any consequences resulting from the use of this publication.

UR4K

4" Series

Square Regressed Wall Wash Trim with Square Opening



GOOF RINGS

Code: RS4-03SA (Satin Gold)
RS4-04BR (Brushed Chrome)
RS4-11 (Matte White)
RS4-12BR (Brushed Nickel)
RS4-13 (Satin Nickel)
RS4-22 (Matte Black)

Outside dimension: 5-1/2" (140 mm) x 5-1/2" (140 mm)
Inside diameter: \varnothing 4-1/4" (108 mm)

UR4K

4" Series

Square Regressed Wall Wash Trim with Square Opening



PHOTOMETRIC DATA

With performance 1 housing

	Flood	
2,700K with 80+ CRI	504 lms	50.4 lms/W
3,000K with 80+ CRI	516 lms	51.6 lms/W

2,700K with 90+ CRI	418 lms	41.8 lms/W
3,000K with 90+ CRI	432 lms	43.2 lms/W
3,500K with 90+ CRI	456 lms	45.6 lms/W
4,000K with 90+ CRI	469 lms	46.9 lms/W

Performance 1 Housings Factors	
XXUR-120E1	0.90
XXUR-120D1 ou XXUR-277D1	1

With performance 2 housing

	Flood	
2,700K with 80+ CRI	656 lms	43.7 lms/W
3,000K with 80+ CRI	672 lms	44.8 lms/W

2,700K with 90+ CRI	545 lms	36.3 lms/W
3,000K with 90+ CRI	563 lms	37.5 lms/W
3,500K with 90+ CRI	594 lms	39.6 lms/W
4,000K with 90+ CRI	610 lms	40.6 lms/W
Warm Dimming with 90+ CRI	329 lms	21.9 lms/W

Performance 2 Housings Factors	
XXUR-120E2	0.95
XXUR-120EB2, XXUR-120D2, XXUR-2772 ou XXUR-277D2	1

Reflectors Factors	
AN	0.99
11	1
22	0.97

CONTRASTE

1009, rue du Parc Industriel
Lévis (Québec) G6Z 1C5 Canada
Tel.: 1-888-839-4624
Fax.: 1-877-839-7057
contrastlighting.com
info@contrastlighting.com

© 2017 Contrast Lighting M.L. Inc.
All rights reserved

Contrast Lighting M.L. Inc. reserves the right to make changes in specifications and/or to discontinue any product at any time without notice or obligation and will not be liable for any consequences resulting from the use of this publication.

UR4K

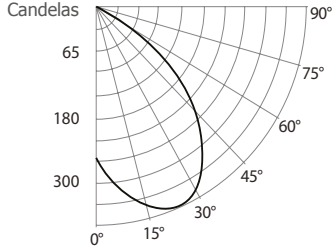
4" Series Square Regressed Wall Wash Trim with Square Opening



PHOTOMETRIC DATA

3,000K, 90+ CRI, Flood, Performance 1

CANDLEPOWER DISTRIBUTION



LIGHT CONE

Distance	FC	DIA
06'	6.83	7.9'
08'	3.84	10.6'
10'	2.46	13.2'
12'	1.71	15.8'
14'	1.26	18.5'
16'	0.96	21.1'

Beam: 67°
Beam Edge defined as 50% of Maximum Nadir Candle-power.

LUMINAIRE

Performance 1 LED	3,000K Flood	
CPCB / Lumens	1,353	/ 853.5
Watts	120V	277V
	10W	10W
Operating AMPS	0.083A	0.036A
Lumen Maintenance	L70 @ 50,000 Hrs	
CRI	90+	
Lumens/Watt	85.3	
Spacing Criteria	0.19	

COEFFICIENT OF UTILIZATION - %

Ceiling Reflect %	80		50		30		
Wall Reflect %	50	30	50	30	50	30	
RCR	0	119	119	111	111	106	106
	2	98	93	93	89	90	86
	4	80	73	77	71	75	70
	6	67	59	64	58	63	57
	8	57	49	55	48	53	48
	10	49	42	47	41	46	41

Zonal Cavity Method
Effective Floor Cavity Reflectance 20%

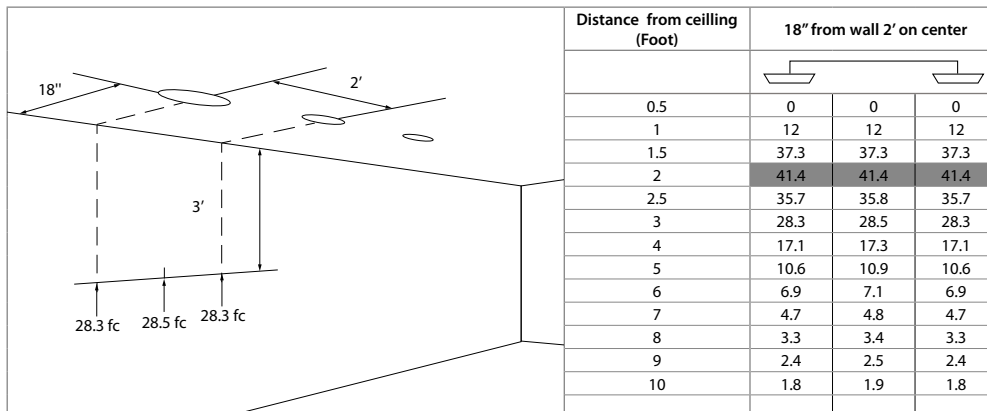
ZONAL LUMEN SUMMARY

ZONE	LUMENS	%LUMINAIRE
0-30	181.6	42.1%
0-40	281.3	65.1%
0-60	413.3	95.7%
60-90	18.6	4.3%
0-90	431.8	100%

CANDELAS DISTRIBUTION

DEGREES/ VERTICAL	CANDELAS
0	246
15	328
30	328
45	225
60	68
75	2
90	0

Footcandles On Wall - Performance 1



Note: Footcandles Data

CONTRASTE

1009, rue du Parc Industriel
Lévis (Québec) G6Z 1C5 Canada
Tel.: 1-888-839-4624
Fax.: 1-877-839-7057
contrastlighting.com
info@contrastlighting.com

© 2017 Contrast Lighting M.L. Inc.
All rights reserved

Contrast Lighting M.L. Inc. reserves the right to make changes in specifications and/or to discontinue any product at any time without notice or obligation and will not be liable for any consequences resulting from the use of this publication.

UR4K

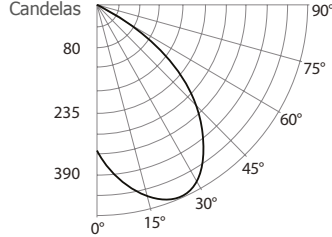
4" Series Square Regressed Wall Wash Trim with Square Opening



PHOTOMETRIC DATA

3,000K, 90+ CRI, Flood, Performance 2

CANDLEPOWER DISTRIBUTION



LIGHT CONE

Distance	FC	DIA
06'	8.92	7.9'
08'	5.02	10.6'
10'	3.21	13.2'
12'	2.23	15.8'
14'	1.64	18.5'
16'	1.25	21.1'

Beam: 67°
Beam Edge defined as 50% of Maximum Nadir Candle-power.

LUMINAIRE

Performance 2 LED	3,000K Flood	
CPCB / Lumens	321 / 562.5	
Watts	120V	277V
	15W	15W
Operating AMPS	0.125A	0.054A
Lumen Maintenance	L70 @ 50,000 Hrs	
CRI	90+	
Lumens/Watt	37.5	
Spacing Criteria	0.27	

COEFFICIENT OF UTILIZATION - %

Ceiling Reflect %	80		50		30		
Wall Reflect %	50	30	50	30	50	30	
RCR	0	119	119	111	111	106	106
	2	98	93	93	89	90	86
	4	80	73	77	71	75	70
	6	67	59	64	58	63	57
	8	57	49	55	48	53	48
	10	49	42	47	41	46	41

Zonal Cavity Method
Effective Floor Cavity Reflectance 20%

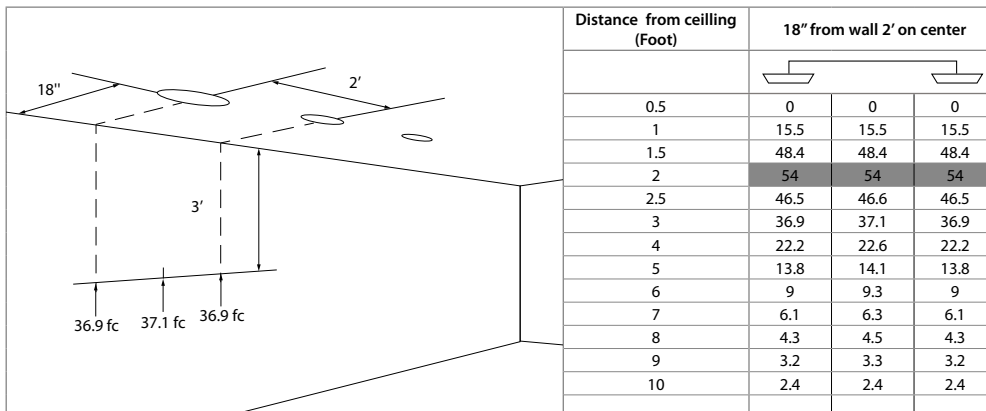
ZONAL LUMEN SUMMARY

ZONE	LUMENS	%LUMINAIRE
0-30	236.6	42.1%
0-40	366.4	65.1%
0-60	538.5	95.7%
60-90	24	4.3%
0-90	562.5	100%

CANDELAS DISTRIBUTION

DEGREES/ VERTICAL	CANDELAS
0	321
15	427
30	427
45	293
60	89
75	2
90	0

Footcandles On Wall - Performance 2



Note: Footcandles Data