

UR4H

4" Series Square Shower Trim with Square Opening



Project _____

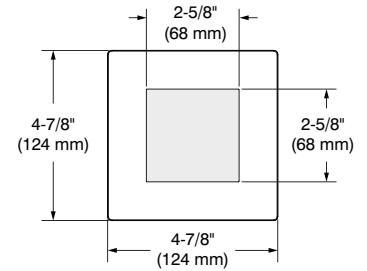
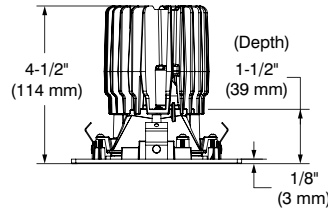
Notes _____

Fixture Type _____

Date _____



UR4HF-12BRAN (illustrated)



SPECIFICATIONS

LED MODULE

SOLID COLORS

Lumileds Luxeon CoB
 2,700K - CRI: 80+ and 90+
 3,000K - CRI: 80+ and 90+
 3,500K - CRI: 90+
 4,000K - CRI: 90+
 Lumens Maintenance:
 L₇₀ @ 50,000 hours
 Binning: 3 SDCM

LED MODULE (CONT'D)

WARM DIMMING (WD)

LED module mimicking the halogen lamp dimming conditions by lowering color temperature from 3,050K at full intensity down to 1,800K at low-end while ensuring 90+ CRI throughout the whole process.
 Lumens Maintenance:
 L₇₀ @ 50,000 hours
 Binning: 3 SDCM

DELIVERED LUMENS

Performance 1 (10W):
519 lumens @ 3,000K, 51,9 lms/W
Performance 2 (15W):
676 lumens @ 3,000K, 45 lms/W
Warm Dimming (15W):
331 lumens @ 3,000K, 22 lms/W

OPTIC SYSTEM*

Optical reflector available:
 Flood

Standard	
Flood (L)	48°

* Average beam shown. Consult .ies files on our Website for more details.

LENS

Clear (C)
 Frosted (std) (F)

PAINTED REFLECTORS

Natural Anodized (AN)
 Matte White (11)
 Matte Black (22)

POWER SUPPLY

(Determined by the choice of housing)
 120V - 277V
 Several driver models available in two performances (10W and 15W) and in two dimming options (ELV and 0-10V).
 See housing specification sheets for more details.

HEAT SINK

High quality aluminum injected heat sink ensuring maximum heat dissipation.

TRIM

Powder coat painted or plated die-formed steel. Double seals.

CEILING CUTOUT

ø 4-1/4" (108 mm)

UR4H

4" Series Square Shower Trim with Square Opening



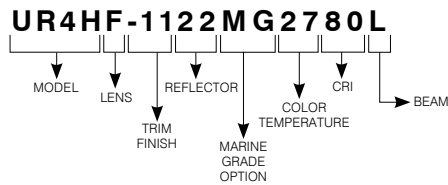
SPECIFICATIONS (CONT'D)

COMPATIBLE HOUSINGS

	Remodel Housings	New Construction Housings	IC Housings
Performance 1 10W Warm Dimming not compatible	IC and Air Tight REUR4-120D1 REUR4-120E1 REUR4-277D1	IC and Air Tight NWUR4-120D1 NWUR4-120E1 NWUR4-277D1 Emergency Driver Non-IC and Air Tight NWUR4-120D1-EM NWUR4-120E1-EM NWUR4-277D1-EM	Air Tight ISUR4-120D1 ISUR4-120E1 ISUR4-277D1 Chicago Plenum and Polyurethane Air Tight ISUR4-120D1P ISUR4-120E1P ISUR4-277D1P
Performance 2 15W MAX	Non-IC and Air Tight REUR4-120D2 REUR4-120E2 REUR4-120EB2 REUR4-2772 REUR4-277D2	Non-IC and Air Tight NWUR4-120D2 NWUR4-120E2 NWUR4-120EB2 NWUR4-2772 NWUR4-277D2 Emergency Driver Non-IC and Air Tight NWUR4-120D2-EM NWUR4-120E2-EM NWUR4-120EB2-EM NWUR4-2772-EM NWUR4-277D2-EM	Air Tight ISUR4-120D2 ISUR4-120E2 ISUR4-120EB2 ISUR4-2772 ISUR4-277D2 Chicago Plenum Air Tight ISUR4-120D2P ISUR4-120E2P ISUR4-120EB2P ISUR4-2772P ISUR4-277D2P

For dimming, please visit our Web site frequently to find our suggested compatible dimmers list:
www.contrastlighting.com

CODIFICATION EXAMPLE



ORDERING CODE

MODEL	LENS	TRIM FINISHES	REFLECTORS	MARINE GRADE	COLOR TEMPERATURES	CRI	BEAM
UR4H							L
UR4H	F Frosted (std)	-03SA Satin Gold	PAINTED	MG (optional)	27 2,700K (80+ and 90+ CRI)	80 80+	L Flood (48°)
	C Clear	-04BR Brushed Chrome	AN Natural Anodized	May be applied on finishes: -11 and -22	30 3,000K (80+ and 90+ CRI)	90 90+	
		-11 Matte White	11 Matte White		35 3,500K (90+ CRI)		
		-12BR Brushed Nickel	22 Matte Black		40 4,000K (90+ CRI)		
		-13 Satin Nickel			WD Warm Dimming (90+ CRI)		
		-22 Matte Black	(Not available with -03SA finish)				

CERTIFICATION

cULus **E343977** for damp locations

WARRANTY

1 year on components against manufacturing defects
 5 years on LED arrays and drivers

CONTRASTE

1009, rue du Parc Industriel
 Lévis (Québec) G6Z 1C5 Canada
 Tel.: 1-888-839-4624
 Fax.: 1-877-839-7057
 contrastlighting.com
 info@contrastlighting.com

© 2017 Contrast Lighting M.L. Inc.
 All rights reserved

Contrast Lighting M.L. Inc. reserves the right to make changes in specifications and/or to discontinue any product at any time without notice or obligation and will not be liable for any consequences resulting from the use of this publication.

SPECIFICATION SHEET

UR4H

4" Series Square Shower Trim with Square Opening



GOOF RINGS

Code: RS4-03SA (Satin Gold)
 RS4-04BR (Brushed Chrome)
 RS4-11 (Matte White)
 RS4-12BR (Brushed Nickel)
 RS4-13 (Satin Nickel)
 RS4-22 (Matte Black)

Outside dimension: 5-1/2" (140 mm) x 5-1/2" (140 mm)
 Inside diameter: \varnothing 4-1/4" (108 mm)

CONTRASTE

UR4H

4" Series Square Shower Trim with Square Opening



PHOTOMETRIC DATA

With performance 1 housing

	Flood	
2,700K with 80+ CRI	750 lms	75 lms/W
3,000K with 80+ CRI	768 lms	76.8 lms/W

2,700K with 90+ CRI	623 lms	62.3 lms/W
3,000K with 90+ CRI	644 lms	64.4 lms/W
3,500K with 90+ CRI	680 lms	68 lms/W
4,000K with 90+ CRI	698 lms	69.8 lms/W

Performance 1 Housings Factors	
XXUR-120E1	0.90
XXUR-120D1 ou XXUR-277D1	1

With performance 2 housing

	Flood	
2,700K with 80+ CRI	976 lms	65 lms/W
3,000K with 80+ CRI	1,000 lms	66.6 lms/W

2,700K with 90+ CRI	811 lms	54 lms/W
3,000K with 90+ CRI	838 lms	55.8 lms/W
3,500K with 90+ CRI	885 lms	59 lms/W
4,000K with 90+ CRI	909 lms	60.6 lms/W
Warm Dimming with 90+ CRI	490 lms	32.6 lms/W

Performance 2 Housings Factors	
XXUR-120E2	0.95
XXUR-120EB2, XXUR-120D2, XXUR-2772 ou XXUR-277D2	1

Lens Factors	
C	1.44
F (std)	1

Reflectors Factors	
AN	0.99
11	1
22	0.97

CONTRASTE

1009, rue du Parc Industriel
Lévis (Québec) G6Z 1C5 Canada
Tel.: 1-888-839-4624
Fax.: 1-877-839-7057
contrastlighting.com
info@contrastlighting.com

© 2017 Contrast Lighting M.L. Inc.
All rights reserved

Contrast Lighting M.L. Inc. reserves the right to make changes in specifications and/or to discontinue any product at any time without notice or obligation and will not be liable for any consequences resulting from the use of this publication.

UR4H

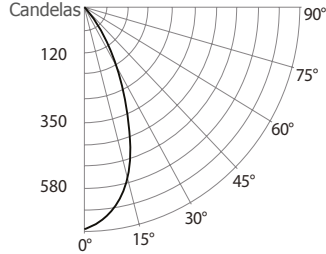
4" Series Square Shower Trim with Square Opening



PHOTOMETRIC DATA

3,000K, 90+ CRI, Flood, Performance 1

CANDLEPOWER DISTRIBUTION



LIGHT CONE

Distance	FC	DIA
06'	19.17	5.4'
08'	10.78	7.2'
10'	6.90	9.0'
12'	4.79	10.8'
14'	3.52	12.6'
16'	2.70	14.4'

Beam: 48°
Beam Edge defined as 50% of Maximum Nadir Candle-power.

LUMINAIRE

Performance 1 LED	3,000K Flood	
CPCB / Lumens	690	/ 434.7
Watts	120V	277V
	10W	10W
Operating AMPS	0.083A	0.036A
Lumen Maintenance	L70 @ 50,000 Hrs	
CRI	90+	
Lumens/Watt	43.4	
Spacing Criteria	0.20	

COEFFICIENT OF UTILIZATION - %

Ceiling Reflect %	80			50			30		
Wall Reflect %	50	30	50	30	50	30	50	30	
RCR 0	119	119	111	111	106	106	106	106	
2	105	101	100	97	97	94	94	94	
4	93	88	89	85	87	84	84	84	
6	83	77	81	76	79	75	75	75	
8	75	69	73	68	72	68	68	68	
10	68	62	67	62	66	62	62	62	

Zonal Cavity Method
Effective Floor Cavity Reflectance 20%

ZONAL LUMEN SUMMARY

ZONE	LUMENS	%LUMINAIRE
0-30	357.8	82.3%
0-40	419.4	96.5%
0-60	434	99.8%
60-90	0.7	0.2%
0-90	434.7	100%

MULTIPLE UNIT DATA - (RCR 2)

SPACING ON CENTER	INITIAL FOOTCANDLES	WATTS/SQ. FT.
5'	42	0.44
6'	23	0.25
7'	16	0.17
8'	16	0.17
9'	10	0.11

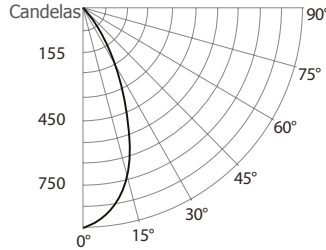
38' x 38' x 10' Room. Workplan located 2-1/2' (30").
Reflectance factor 80%/50%/30%

CANDELAS DISTRIBUTION

DEGREES/VERTICAL	CANDELAS
0	690
15	546
30	191
45	15
60	1
75	0
90	0

3,000K, 90+ CRI, Flood, Performance 2

CANDLEPOWER DISTRIBUTION



LIGHT CONE

Distance	FC	DIA
06'	24.97	5.4'
08'	14.05	7.2'
10'	8.99	9.0'
12'	6.24	10.8'
14'	4.59	12.6'
16'	3.51	14.4'

Beam: 47°
Beam Edge defined as 50% of Maximum Nadir Candle-power.

LUMINAIRE

Performance 2 LED	3,000K Flood	
CPCB / Lumens	899	/ 566.7
Watts	120V	277V
	15W	15W
Operating AMPS	0.125A	0.054A
Lumen Maintenance	L70 @ 50,000 Hrs	
CRI	90+	
Lumens/Watt	37.7	
Spacing Criteria	0.20	

COEFFICIENT OF UTILIZATION - %

Ceiling Reflect %	80			50			30		
Wall Reflect %	50	30	50	30	50	30	50	30	
RCR 0	119	119	111	111	106	106	106	106	
2	105	101	100	97	97	94	94	94	
4	93	88	89	85	87	84	84	84	
6	83	77	81	76	79	75	75	75	
8	75	69	73	68	72	68	68	68	
10	68	62	67	62	66	62	62	62	

Zonal Cavity Method
Effective Floor Cavity Reflectance 20%

ZONAL LUMEN SUMMARY

ZONE	LUMENS	%LUMINAIRE
0-30	466.5	82.3%
0-40	546.8	96.5%
0-60	565.8	99.8%
60-90	0.9	0.2%
0-90	566.7	100%

MULTIPLE UNIT DATA - (RCR 2)

SPACING ON CENTER	INITIAL FOOTCANDLES	WATTS/SQ. FT.
5'	28	0.66
6'	16	0.37
7'	11	0.26
8'	11	0.26
9'	7	0.17

38' x 38' x 10' Room. Workplan located 2-1/2' (30").
Reflectance factor 80%/50%/30%

CANDELAS DISTRIBUTION

DEGREES/VERTICAL	CANDELAS
0	899
15	711
30	248
45	20
60	2
75	0
90	0

CONTRASTE

1009, rue du Parc Industriel
Lévis (Québec) G6Z 1C5 Canada
Tel.: 1-888-839-4624
Fax.: 1-877-839-7057
contrastlighting.com
info@contrastlighting.com

© 2017 Contrast Lighting M.L. Inc.
All rights reserved

Contrast Lighting M.L. Inc. reserves the right to make changes in specifications and/or to discontinue any product at any time without notice or obligation and will not be liable for any consequences resulting from the use of this publication.