

T3652


3-1/2" Series

Low Profile Trim with Pinhole Opening

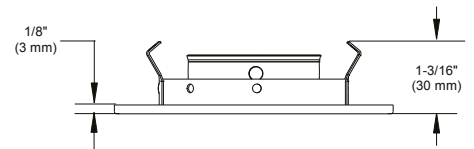
Project	
Notes	
Fixture Type	
Date	

SPECIFICATIONS

TRIM	Powder coat painted or plated die-formed steel. Different finishes available. Painted finishes available with Marine Grade option.	
LAMPS (maximum wattage)	GU10 LED 9.8W MR16 LED GU 5.3 11.5W PAR16 LED 8W	GU10 50W MR16 GU 5.3 20-50W
	If you want to use the dimming option and you use a GU10 or PAR16 LED lamp, please refer regularly to the lamp manufacturer compatibility list. For dimming a MR16 LED lamp, please refer to the selected housing specification sheet (compatible housings list below). *Use supplied glass lens only with un protected MR16 lamps.	
CEILING CUTOUT	Ø 3-5/8" (92 mm)	
CERTIFICATION	<ul style="list-style-type: none"> cULus E343977 for damp locations (for GU10, MR16 and PAR16 LED lamps) cULus E174023 for damp locations (for MR16, GU10 halogen lamps) 	
WARRANTY	1 year for standard finishes, 2 years on "Marine Grade" finishes.	

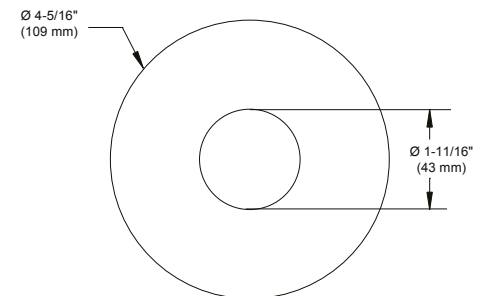


T3652-13 (illustrated)
(Lamp not included)



COMPATIBLE HOUSINGS

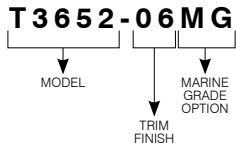
	IC Air Tight Remodel Housing	IC Air Tight New Construction Housing	
LED	GU10 LED 9.8W IT3000CT-LED IT3000T-LED MR16 LED GU 5.3 11.5W IT3000CE-LED IT3000E-LED PAR16 LED 8W CA3000-LED	GU10 LED 9.8W NW3000CT-LED NW3000T-LED MR16 LED GU 5.3 11.5W NW3000CE-LED NW3000E-LED PAR16 LED 8W NW3000CA-LED	
HALOGENS	Remodel Housing MR16 GU 5.3 50W IT3000LE IT3000LM	New Construction Housing MR16 GU 5.3 37W NW3000CE NW3000CM MR16 GU 5.3 50W NW3000LE NW3000LM GU10 50W NW3000LT	Insulated Housing MR16 GU 5.3 20W ISMR3000E20 ISMR3000M20 MR16 GU 5.3 35W ISMR3000E35 ISMR3000M



T3652

3-1/2" Series

CODIFICATION EXAMPLE



ORDERING CODE

MODEL	TRIM FINISH	MARINE GRADE
T3652		
T3652	-01 White	MG (optional)
	-02 Black	May be applied on finishes:
	-03 Gold Plated 24K	-01, -02, -05, -06, -11 and -15
	-04 Chrome	
	-04BR Brushed Chrome	
	-05 Architectural Bronze	
	-06 Antique Copper	
	-11 Matte White	
	-12BR Brushed Nickel	
	-13 Satin Nickel	
	-15 Metallic Grey	
	-17 Antique Nickel	

MARINE GRADE - Unless otherwise indicated, trims are for interior, cold and exterior locations where fixtures are not subject to direct rain or snow exposure as in soffits. MARINE GRADE treatment is recommended for exterior, shower and high salinity environment.

