

T3450W

3-1/2" Series

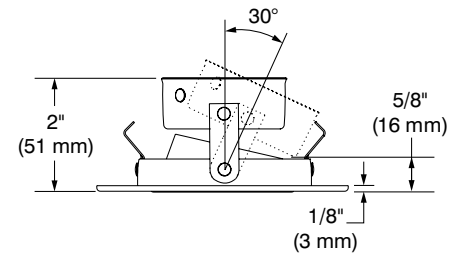
Low Profile Adjustable Wall Wash Trim

SPECIFICATIONS

TRIM	Powder coat painted or plated die-formed steel. Different finishes available. Painted finishes available with Marine Grade option.	
LAMPS (maximum wattage)	GU10 LED 9.8W MR16 LED GU 5.3 11.5W PAR16 LED 8W	GU10 50W MR16 GU 5.3 20-50W
	If you want to use the dimming option and you use a GU10 or PAR16 LED lamp, please refer regularly to the lamp manufacturer compatibility list. For MR16 LED lamp usage, please refer to the selected housing specification sheet (see compatible housing list below). *Use supplied glass lens only with un protected MR16 lamps.	
REFLECTORS	Standard: Natural Anodized Aluminum	
	Specular Black (BK) Clear (CL)	Painted White (-01) Black (-02) Matte White (-11)
CEILING CUTOUT	ø 3-5/8" (92 mm)	
CERTIFICATION	<ul style="list-style-type: none"> cULus E343977 for damp locations (for GU10, MR16 and PAR16 LED lamps) cULus E174023 for damp locations (for MR16, GU10 halogen lamps) 	
WARRANTY	1 year for standard finishes, 2 years on "Marine Grade" finishes.	

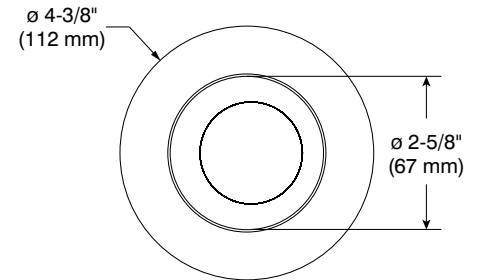


T3450W-13CL (illustrated)
(Lamp not included)



COMPATIBLE HOUSINGS

LED	IC Air Tight Remodel Housing	IC Air Tight New Construction Housing	
	GU10 LED 9.8W IT3000T-LED MR16 LED GU 5.3 11.5W IT3000CE-LED IT3000E-LED PAR16 LED 8W CA3000-LED	GU10 LED 9.8W NW3000T-LED MR16 LED GU 5.3 11.5W NW3000CE-LED NW3000E-LED PAR16 LED 8W NW3000CA-LED	
HALOGENS	Remodel Housing	New Construction Housing	Insulated Housing
	MR16 GU 5.3 50W IT3000LE IT3000LM GU10 50W IT3000LT	MR16 GU 5.3 50W NW3000LE NW3000LM GU10 50W NW3000LT	MR16 GU 5.3 20W ISMR3000E20 ISMR3000M20 MR16 GU 5.3 35W ISMR3000E35 MR16 GU 5.3 50W ISMR3000M GU10 50W ISMR3000T

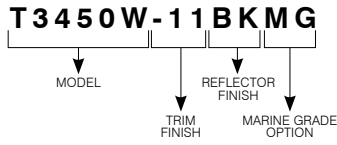


CONTRASTE

T3450W

3-1/2" Series

CODIFICATION EXAMPLE



ORDERING CODES

MODEL	TRIM FINISHES	REFLECTOR FINISHES	MARINE GRADE
T3450W			
T3450W	<ul style="list-style-type: none"> -01 White -02 Black -03 24K Gold Plated -04 Chrome -04BR Brushed Chrome -05 Architectural Bronze -06 Antique Copper -11 Matte White -12BR Brushed Nickel -13 Satin Nickel -15 Metallic Grey 	<ul style="list-style-type: none"> ANODIZED Natural Anodized Aluminum (standard) SPECULAR CL Clear BK Black PAINTED -01 White -02 Black -11 Matte White 	<ul style="list-style-type: none"> MG (optional) May be applied on finishes: -01, -02, -05, -06, -11 and -15.

MARINE GRADE - Unless otherwise indicated, trims are for interior, cold and exterior locations where fixtures are not subject to direct rain or snow exposure as in soffits. MARINE GRADE treatment is recommended for exterior, shower and high salinity environment.

